DSAC2026
Delhi Shoulder Arthroplasty Course

DSAC 2026

DELHI SHOULDER ARTHROPLASTY COURSE

31st July - 2nd August 2026

SCIENTIFIC PROGRAM



Dr. Priyadarshi Amit
Course Director



Dr. Shashank Misra
Course Director

ORGANISED BY
Discussmed Wellness Foundation

DSAC2026
Delhi Shoulder Arthroplasty Course

Arthrex®



THE LAUNCH OF

MGS AUGMENTS

1st August 2026 | **Pre-Lunch Session**

Discover the technology, interact with our experts, and explore how MGS Augments is redefining possibilities in shoulder reconstruction.

FACULTY LIST

International

Mr Harvinder Singh (UK)	Mr Mark Falworth (UK)
Mr Kapil Kumar (UK)	Mr Radhakant Pandey (UK)

National

Dr Abhinav Kumar (New Delhi)	Dr Masood Habib (New Delhi)
Dr Abhishek Das (Patna)	Dr Prashant Meshram (Hyderabad)
Dr Ankit Varshney (New Delhi)	Dr Prateek Gupta (New Delhi)
Dr Arvind Gupta (Patna)	Dr Priyadarshi Amit (Delhi NCR)
Dr Ashish Babhulkar (Pune)	Dr Rajiv Gupta (Jaipur)
Dr Ayyapan Nair (Bengaluru)	Dr Raju Eshwaran (New Delhi)
Dr Brijesh Kumar (New Delhi)	Dr Ram Chidambaram (Chennai)
Dr Biplab Kumar Dolui (Kolkata)	Dr Raman Kant Aggarwal (Gurugram)
Dr Chirag Thonse (Bengaluru)	Dr Sanjay Desai (Mumbai)
Dr Davinder Singh (New Delhi)	Dr Senthilvelan Rajagopalan (Chennai)
Dr Deepak Joshi (New Delhi)	Dr Shashank Misra (New Delhi)
Dr Deepti Nandan Reddy (Hyderabad)	Dr Shekhar Srivastava (New Delhi)
Dr Dhananjay Sabat (Noida)	Dr Shirish Pathak (Pune)
Dr Dhananjay Sabat (Noida)	Dr Sushil Sharma (Noida)
Dr J Maheshwari (New Delhi)	Dr Vikas Gupta (New Delhi)
Dr Jujhar Singh (New Delhi)	Dr Vinod Kumar (New Delhi)
Dr Manit Arora (Chandigarh)	Dr Vishwadeep Sharma (New Delhi)



COMPREHENSIVE® REVERSE SHOULDER SYSTEM

IS THE 1ST REVERSE SHOULDER SYSTEM TO RECEIVE A "SUPERIORITY BENCHMARK" FROM THE AOANJRR*

1. Australian Orthopaedic Association National Joint Replacement Registry. (2025). Hip, knee & shoulder arthroplasty: 2025 annual report (26th ed.). Australian Orthopaedic Association. https://aoanjrr.sahmri.com/documents/d/guest/aoa-full-report-2025

*Superiority Benchmark from the AOANJRR recognizes reverse shoulder systems with 10-year data and a revision rate equal to or less than 5.4%. The upper confidence interval for the revision rate is less than, or equal to, the benchmark standard of 5.4%

Intended for health care professionals. For indications, contraindications, warnings, precautions, potential adverse effects and patient counselling information, see the instructions for use or contact your local representative; visit www.zimmerbiomet.com for additional product information. ©2026 Zimmer Biomet

ZIMMER BIOMET

3.4%



REVISION RATE[1]

LOWEST 10-YEAR REVISION RATE IN THE 2025 AOANJRR ANNUAL REPORT

1. Australian Orthopaedic Association National Joint Replacement Registry. (2025). Hip, knee & shoulder arthroplasty: 2025 annual report (26th ed.). Australian Orthopaedic Association. https://aoanjrr.sahmri.com/documents/d/guest/aoa-full-report-2025

Intended for health care professionals. For indications, contraindications, warnings, precautions, potential adverse effects and patient counselling information, see the instructions for use or contact your local representative; visit www.zimmerbiomet.com for additional product information. ©2026 Zimmer Biomet

ZIMMER BIOMET

SCIENTIFIC PROGRAM

***31st July 2026 - Day 1 - Basic Course** // Academic Moderators : Dr J Maheshwari, Dr Shashank Misra*

Session Manager // Dr Sonal Chugh

09:00 - 09:10 Welcome Address // *Dr Priyadarshi Amit, Dr Shashank Misra*

09:10 - 10:10 Basic Sciences & Proximal Humerus Fractures // *Chairpersons : Dr J Maheshwari, Dr Raju Eshwaran, Dr Jujhar Singh*

09:10 – 09:18 Reversing the joint - Why was it needed & How did we do it ? // Dr Shashank Misra

09:18 – 09:26 Medialized vs lateralized RSA - How the distance affects the outcome ? // Dr Abhishek Das

09:26 – 09:34 PHF - When do I consider Hemi? // Dr Masood Habib

09:34 – 09:42 Hemiarthroplasty - Tips to Get It Right Every Time // Dr J Maheshwari

09:42 – 09:50 How is fracture RSA different from CTA RSA ? Key principles and Implant design // Dr Ayyappan Nair

09:50 – 10:10 Q & A

10:10 - 11:00 Technical Pearls (Video) // *Chairpersons : Dr Vinod Kumar, Dr Masood Habib*

10:10 – 10:15 Surgical approach - Delto-Pectoral // Dr Prateek Gupta

10:15 – 10:20 Surgical approach - Deltoid Split // Dr J Maheshwari

10:20 – 10:25 How to get picture perfect Glenoid exposure ? // Mr Harvinder Singh

10:25 – 10:30 How to repair Tuberosities during Fracture - RSA ? // Dr Shirish Pathak

10:30 – 10:35 Subscapularis Handling - Release and repair // Dr Deepti Nandan Adla

10:35 – 10:40 Common causes of Instability in RSA - How to assess and correct them before closure? // Dr Chirag Thonse

10:40 – 11:00 Q & A

11:00 - 11:15 Coffee Break

Session Manager // Dr Jujhar Singh

11:15 - 11:35 Re-Live Surgery // *Chairpersons : Dr Prateek Gupta, Dr Prashant Meshram*

11:15 – 11:35 Hemiarthroplasty for Proximal Humerus Fracture (Zimmer Biomet) // Dr Raman Kant Aggarwal

11:35 - 12:40 Panel Discussion // *Panelists : Mr Radhakant Pandey, Mr Harvinder Singh, Dr Shashank Misra, Dr Raman Kant Aggarwal*

11:35 – 11:45 Case 1: Proximal Humerus Anterior fracture dislocation in 76-years-old man // Dr Senthilvelan Rajagopalan

11:45 – 11:55 Case 2: PHF with Failed Fixation in 32-years-old lady // Dr Senthilvelan Rajagopalan

11:55 – 12:05 Case 3: PHF with Failed PHILOS in 55-years-old man // Dr Senthilvelan Rajagopalan

12:05 – 12:15 Case 4: PHF Non-union with Retained Hardware in 54-years-old man // Dr Sentthilvelan Rajagopalan

12:15 – 12:30 My Selective approach to Proximal Humerus Fractures // Dr Sanjay Desai

12:30 – 12:40 Q&A

12:40 - 01:00 Re-Live Surgery // *Chairpersons : Dr Vikas Gupta, Dr Shekhar Srivastava, Dr Davinder Singh*

12:40 – 01:00 RSA for Proximal Humerus Fracture (Zimmer Biomet) // Dr Manit Arora

01:00 - 01:40 Lunch & Visit to Exhibition

01:40 - 02:00 Industry Workshop

01:40 – 02:00 Advanced Humerus Nailing Workshop for 4-part PHF (Miraclus)

01:40 – 02:00 Virtual Implant Positioning (VIP) Workshop (Arthrex)

Session Manager // Dr Shivam Madan

02:00 - 02:40 Total Shoulder Arthroplasty // *Chairpersons : Mr Harvinder Singh, Dr Gaurav Rastogi*

02:00 – 02:08 Surgical principles in TSA - From Exposure to Implantation // Mr Mark Falworth

02:08 – 02:16 How to avoid Glenoid Loosening in TSA ? Technical pearls! // Dr J Maheshwari

02:16 – 02:24 How to avoid Early Cuff Failure in TSA ? Technical pearls! // Mr Radhakant Pandey

02:24 – 02:40 Q & A

02:40 - 03:00 Re-Live Surgery // *Chairpersons : Mr Harvinder Singh, Dr Gaurav Rastogi*

02:40 – 03:00 Stemless Anatomic TSA for Glenohumeral Osteoarthritis (Arthrex) // Dr Sanjay Desai

03:00 - 03:40 Reverse Shoulder Arthroplasty // *Chairpersons : Dr Manit Arora, Dr Ayyapan Nair*

03:00 – 03:08 Why is RSA gaining the number game....and TSA losing ? // Dr Vishwadeep Sharma

03:08 – 03:16 Anatomic or Reverse ? When the cuff is intact on MRI // Mr Kapil Kumar

03:16 – 03:24 Ideal RSA & The Role of VIP // Dr Sanjay Desai

03:24 – 03:40 Q & A

03:40 - 04:00 Re-Live Surgery // *Chairpersons : Dr Manit Arora, Dr Ayyapan Nair*

03:40 – 04:00 RSA for Cuff Tear Arthropathy (Stryker) // Dr Priyadarshi Amit

04:00 - 05:00 Panel Discussion // *Panelists : Mr Mark Falworth, Mr Kapil Kumar, Dr Deepti Nandan Adla, Dr. Priyadarshi Amit*

04:00 – 04:15 Case 5: Massive Traumatic RCT without significant Arthritis in 84-years-old man // Dr Raju Eshwaran

04:15 – 04:30 Case 6: Post-Latarjet arthritis in 50-years-old man // Dr Ankit Varshney

04:30 – 04:45 Case 7: Severe OA with intact cuff at 68-years-old man // Dr Gaurav Rastogi

04:45 – 05:00 Case 8: Failed rotator cuff repair in 58-years-old lady // Dr Gaurav Rastogi

05:00 - 05:30 Coffee Break

05:30 - 07:30 Industry Workshops

05:30 - 06:15 Shoulder Arthroplasty Workshop (Zimmer Biomet)

06:15 – 06:45 The Shoulder Instability Solution – Latarjet Precision Lab (Biotek)

06:45 - 07:30 LEAP 2026: Leaders in Shoulder Arthroplasty Practice (Arthrex)

08:00 - 10:00 Course Dinner

1st August 2026 - Day 2 - Advanced Course // *Academic Moderators : Dr J Maheshwari, Dr Shashank Misra*

Session Manager // Dr Shivam Madan

07:45 - 08:30 Industry Workshop

07:45 – 08:30 Blueprint Planning Workshop (Stryker)

08:30 – 08:50 Innovation in Proximal Humerus Fixation (AOSYS)

09:00 - 09:20 Re-Live Surgery // *Chairpersons : Dr Sushil Sharma, Dr Biplab Kumar Duloi*

09:00 - 09:20 RSA using 5D Calibrator (Arthrex) // Dr Ram Chidambaram

9:20 - 10:25 Complex RSA // *Chairpersons : Mr Radhakant Pandey, Dr Abhishek Das*

09:20 – 09:28 RSA for Proximal Humerus Fracture Sequelae - Challenges & Strategies // Dr Priyadarshi Amit

09:28 – 09:36 RSA in Failed PHF Plating – Challenges & Strategies // Dr Shashank Misra

09:36 – 09:44 B2/B3/C Glenoid - Strategies to achieve ideal baseplate fixation // Dr Shirish Pathak

09:44 – 09:52 Tendon transfer around RSA - Why When & How ? // Dr Ashish Babhulkar

09:52 – 10:00 How Robotics & AI can help in problem cases? // Mr Harvinder Singh

10:00 – 10:25 Q & A

10:25 - 10:45 Re-live Surgery // *Chairpersons : Dr Deepti Nandan Adla, Dr Arvind Gupta*

10:25 – 10:45 RSA in B2 Glenoid // Mr Kapil Kumar

10:45 - 11:00 Coffee Break

Session Manager // Dr Sonal Chugh

11:00 - 12:00 Panel Discussion // *Panelists : Mr Kapil Kumar, Dr J Maheshwari, Mr Ram Chidambaram, Dr Manit Arora*

11:00 – 11:30 Medialize or Lateralize: The RSA Dilemma // Dr Shashank Misra

11:30 – 11:45 Case 9: CTA with severe anterosuperior escape in 76-years-old lady // Dr Priyadarshi Amit

11:45 – 12:00 Case 10: Severe OA with B2 Glenoid in 55-years-old man // Dr Prashant Meshram

12:00 - 01:00 RSA Complications // *Chairpersons : Dr Priyadarshi Amit, Dr Shirish Pathak*

12:00 – 12:08 Instability post RSA - Prevention & Management // Dr Raman Kant Aggarwal

12:08 – 12:16 Periprosthetic Humerus Fracture - Watch, Fix or Revise? // Dr Vikas Gupta

12:16 – 12:24 RSA and Acromion - Preventing and managing Stress Fractures // Dr J Maheshwari

12:24 – 12:32 Step by step approach to manage infection in RSA // Dr Prashant Meshram

12:32 – 12:40 How to avoid 'Drop Arm' post RSA ? // Dr Deepti Nandan Adla

12:40 – 01:00 Q & A

01:00 - 01:40 Lunch & Visit to Exhibition

01:40 – 02:00 Industry Workshop

01:40 – 02:00 Virtual Implant Positioning (VIP) Workshop (Arthrex)

Session Manager // Dr Ankit Varshney

02:00 - 02:20	**Re-Live Surgery** // *Chairpersons : Dr Sanjay Desai, Dr Vishwadeep Sharma*
02:00 – 02:20	Computer navigated RSA (Exactech) // Mr Radhakant Pandey
02:20 - 03:00	**Revision RSA** // *Chairpersons : Dr Sanjay Desai, Dr Vishwadeep Sharma*
02:20 – 02:28	How to manage humerus bone loss - Standard stem or APC or Megaprosthesis // Dr Ram Chidambaram
02:28 – 02:36	How to manage glenoid bone loss in revision setting // Mr Mark Falworth
02:36 – 02:44	Revision RSA in failed Hemi or TSA – Challenges & Strategies // Mr Kapil Kumar
02:44 – 03:00	Q & A
03:00 - 03:20	**Technical Pearl** // *Chairpersons : Mr Radhakant Pandey, Dr Raman Kant Aggarwal*
03:00 – 03:20	Revision RSA of a failed RSA - Tips & Tricks // Mr Mark Falworth
03:20 - 04:20	**Panel Discussion** // *Panelists : Mr Mark Falworth, Mr Radhakant Pandey, Dr Raman Kant Aggarwal, Dr Sanjay Desai*
03:20 – 03:35	Case 11: Failed RSA with proximal humeral bone loss in 20-years-old man // Dr Arvind Gupta
03:35 – 03:50	Case 12: Failed RSA with glenoid base plate loosening in 70-years-old man // Dr Biplab Kumar Duloi
03:50 – 04:05	Case 13: Unstable RSA in 77-years-old man // Dr Shekhar Srivastava
04:05 – 04:20	Case 14: Hemiarthroplasty with draining sinus in 60-years-old man // Dr Shekhar Srivastava
04:20 - 04:50	**Case Discussion** // *Panelists : Mr Mark Falworth, Mr Kapil Kumar, Mr Radhakant Pandey, Mr Harvinder Singh, Dr J Maheshwari, Dr Raman Kant Aggarwal*
04:20 – 04:50	My nightmare revision cases // Dr Ashish Babhulkar
04:50 – 05:00	**Closing Remarks** // *Dr Priyadarshi Amit, Dr Shashank Misra*

2nd August 2026 - Day 3 - Cadaveric Course

Faculties : Dr Radhakant Pandey, Dr Shashank Misra, Dr Priyadarshi Amit, Dr Rajiv Gupta, Dr Dhananjay Sabat, Dr Abhishek Das, Dr Prashant Meshram, Dr Gaurav Rastogi, Dr Masood Habib

09:00 - 09:15	Registration
09:15 - 09:45	Q & A All Faculties
09:45 - 10:45	Cadaver Demonstration Dr Radhakant Pandey
10:45 - 11:00	Coffee
11:00 - 01:00	Wet Lab / Dry Lab All Faculties
01:00 - 02:00	Lunch
02:00 - 04:00	Dry Lab / Wet Lab All Faculties

stryker | DSAC2026

Delhi Shoulder Arthroplasty Course 2026

Blueprint Workshop



Hotel the Grand
New Delhi

31 July - 02 August
2026



AOSYS®

Revolutionising healthcare with innovation

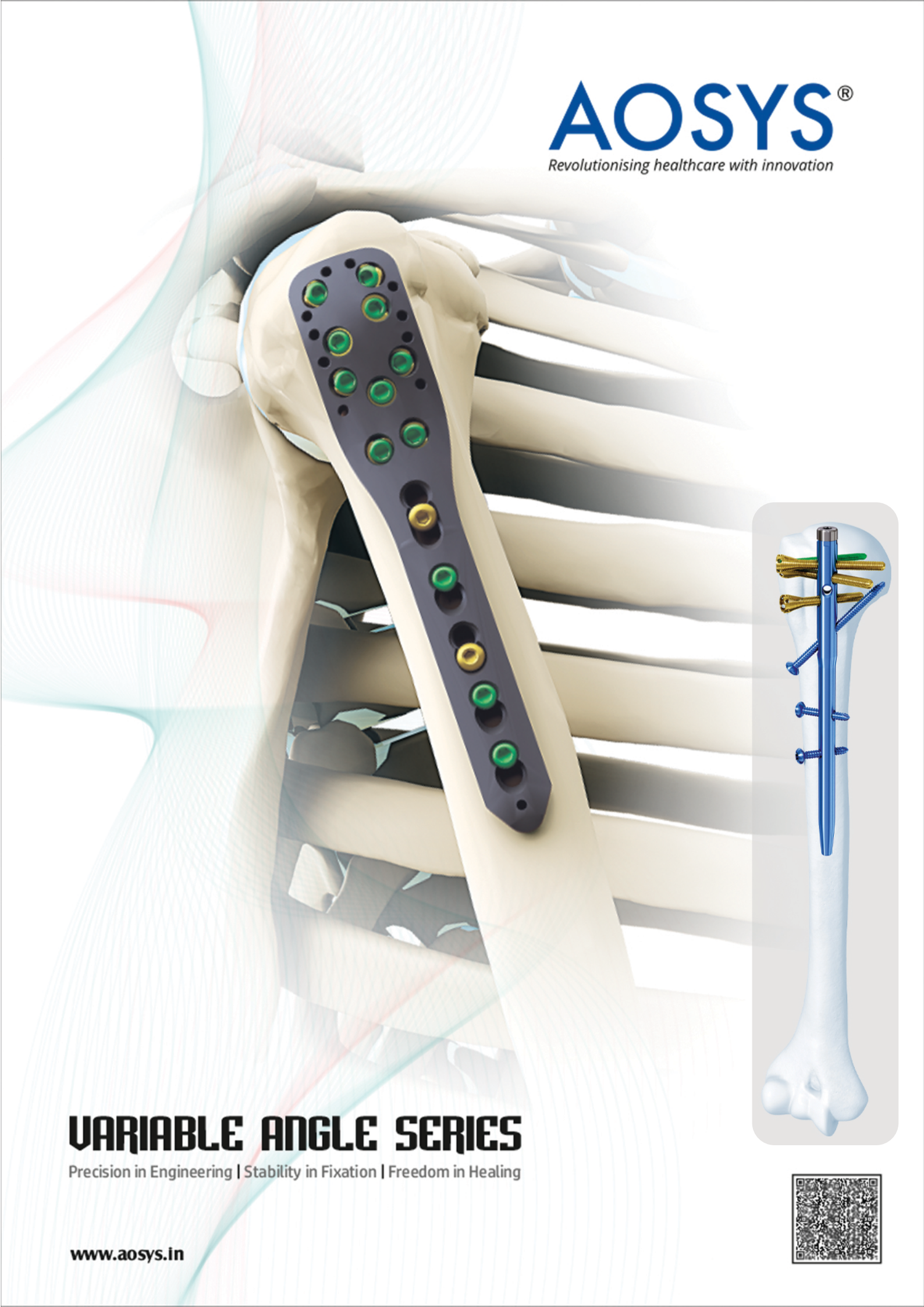

VARIABLE ANGLE SERIES

Precision in Engineering | Stability in Fixation | Freedom in Healing

www.aosys.in

BIOTEK

BEST
BIOTEK EDUCATION AND SURGICAL TRAINING
Precision In Practice
EMPOWER | REDEFINE | TRANSFORM

SOMETHING NEW IS COMING

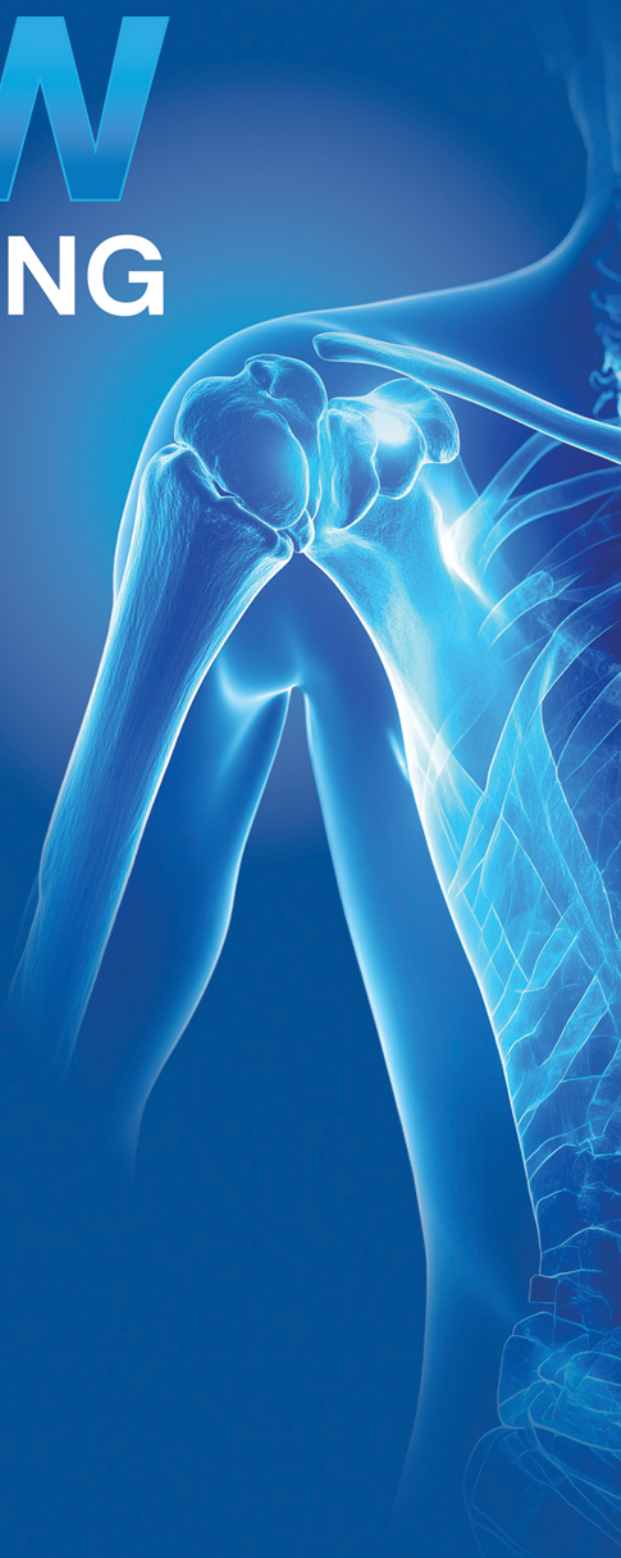

EMPOWERING CLINICIANS.

REDEFINING MOBILITY.

TRANSFORMING LIVES.



MORE MOBILITY

Layout

Booth 1 - Stryker

Booth 2 - Arthrex

Booth 3 - Zimmer Biomet

Booth 4 - AOSYS

Booth 5 - Miraclus

Booth 6 - Malook

Booth 7 - Corona Remedies

Booth 8 - HS Aldem

Booth 9 - Biocomposite

Booth 10 - Biotek

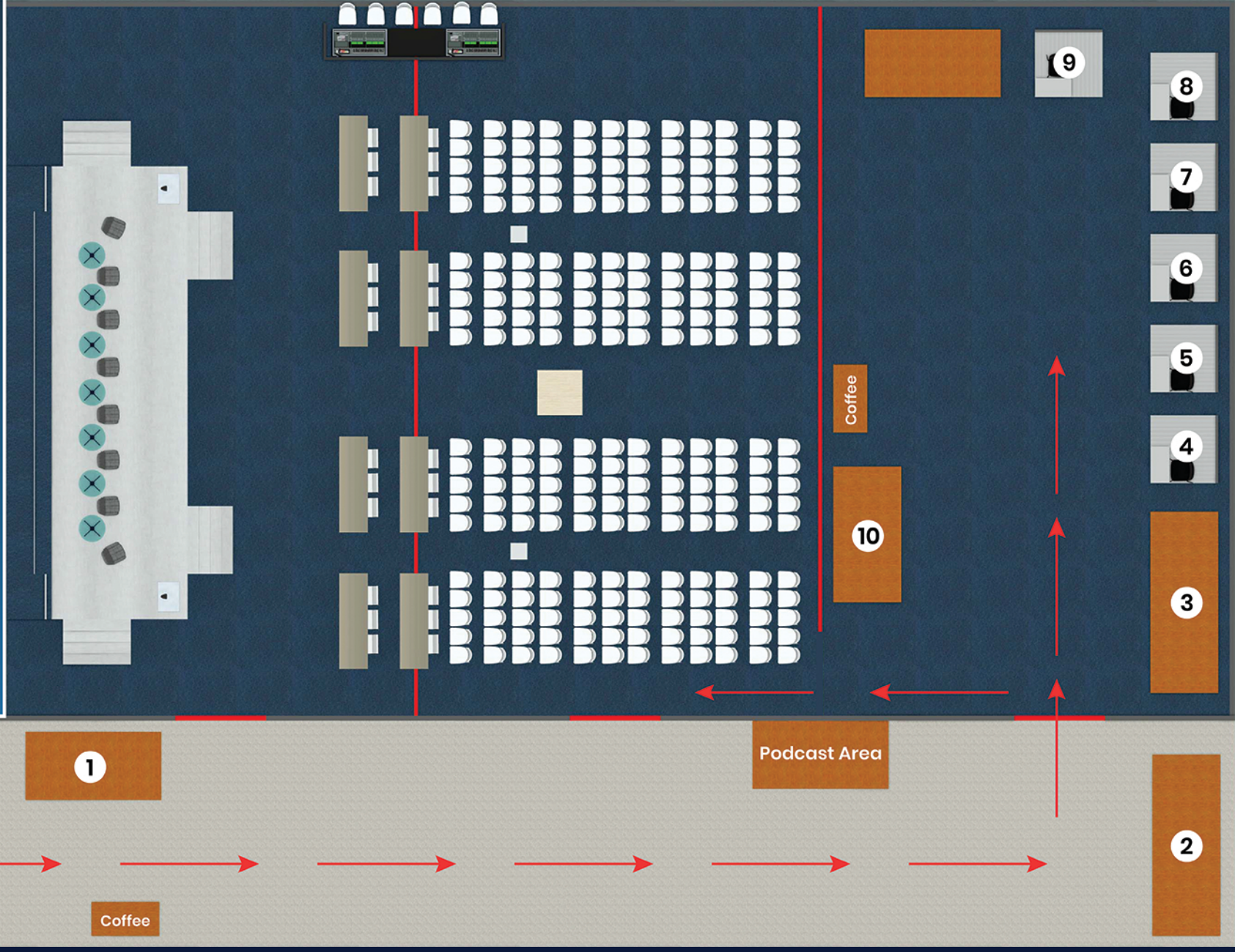

DSAC2026

Delhi Shoulder Arthroplasty Course